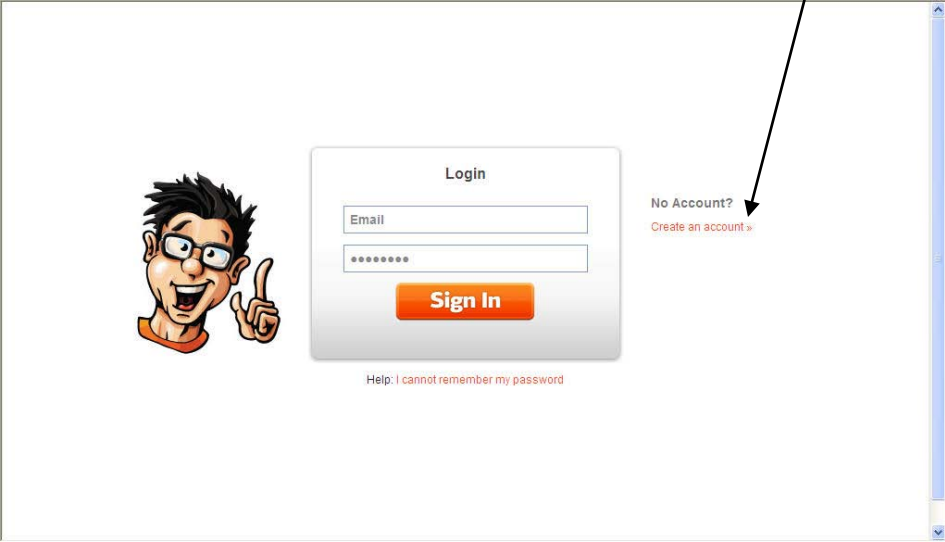


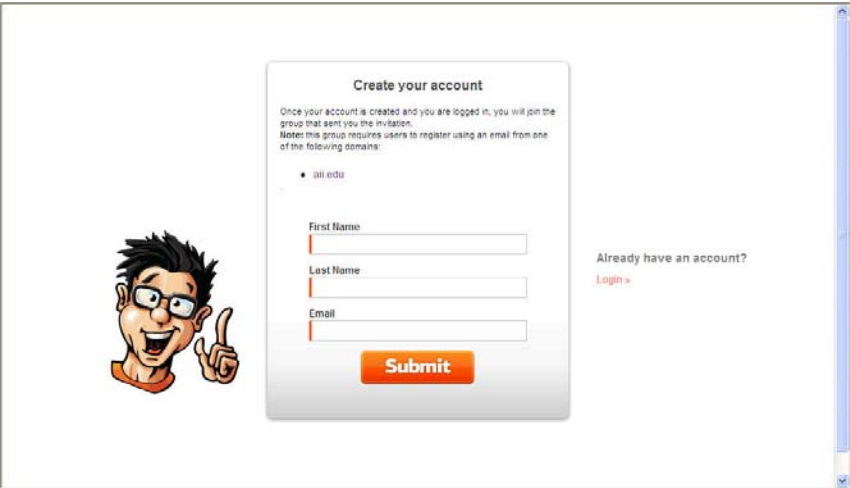


Digital Tutors First Time User

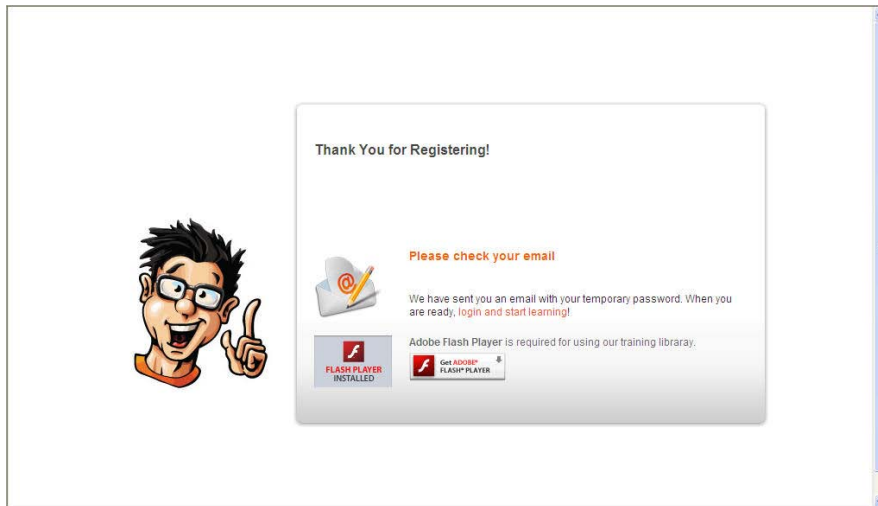
1. Click on the following link:
<http://www.digitaltutors.com/group/login.php?g=lhlelnminfonrkrfronqnp>
2. You will see the following screen, Click on “Create an account”




3. Enter your First Name, Last Name and your Ai STUDENT EMAIL ADDRESS and click Submit



4. You should see the following confirmation screen



5. A temporary password will be sent to you email. If you do not receive an email within 15 minutes you can go to the login screen and click on **"I cannot remember my password"** and you should receive a temporary password quickly. Retrieve the password and go to the library's website, <http://aifflibrary.com>. Follow any of the links for Digital Tutors
6. Sign in with your email address and temporary password.
7. You should see the following screen:



8. Click on "START TRAINING"
9. You will see the following screen.
 - a. IF you want to change the password to something you will remember easily you can do it here. Follow the link on the left side for "Change Password"

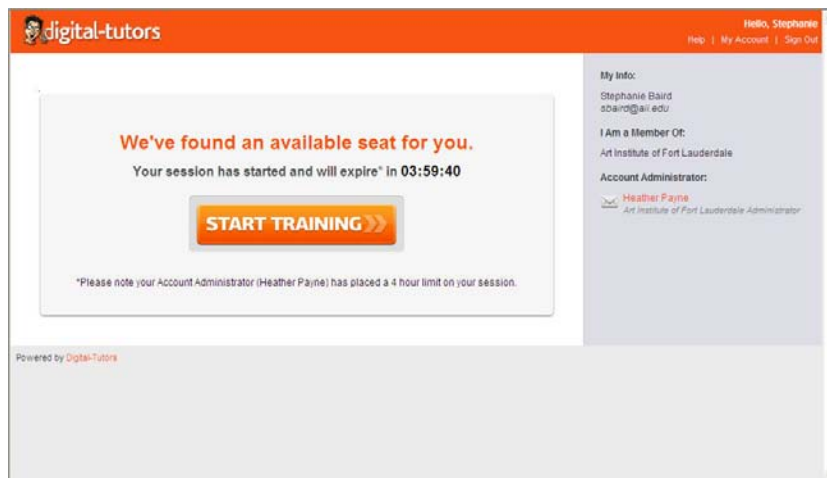


10. To start a session click on “**Start watching**”.

11. You will have to agree to the user agreement the first time you log in.

12. Once you do this the following screen should appear.

NOTE: You will have **4 hours** available to you in this session. After 4 hours you will automatically be logged out. A counter shows at the top of every page to let you know how much time you have remaining in your session.



13. Choose the course you want to use and enjoy!

If you experience any problems please contact the library: aifl_library@aii.edu or 954-308-2631 or text us 954-667-9092